



Commercial Vehicle
products



Manufacturing experts

Jonesco are the trusted brand for commercial vehicle suppliers across the globe.

Our story began in 1967 on Adelaide Street near Preston city centre in the UK. It is safe to say we have grown a bit since then.

Doing things better is why Jonesco exists. It is why we deliver the products you need, whenever and wherever you need them. Working Smarter. Not harder. Our rotationally moulded products can be found worldwide and our uncompromising commitment to quality means they are made to last.

Jonesco's headquarters are in Preston, Lancashire, UK with a subsidiary in Seclin, France. Our chain of distribution covers over 60 countries and spans every continent. We're truly global but we've not lost our family touch.



Contents

American favorites and Poly fender advantages	4
Fenders HighGard J-Wing XGard	8
Bracketry Metal Plastic	24
Mudflaps Anti-spray	28
Onboard storage Toolboxes Storage boxes	32
Onboard containment AwayWash	38
Document holders Cylindrical Square	42
Wheel chock	46
Fire and Safety Front loading Top loading Military Safety Accessories	50
Appendix Mounting Storage Palletization	58

American favorites



Half tandem

JT66 - The classic Class 8 truck fender.



Full tandem

JHT650N - As the half tandem but a one-piece mold.



Single arch fenders

HighGard | XGard - Suitable for twin and wide base applications.




Tanker fenders

JT105 | JT24 | JT34 | JTP98 - A ribbed design for added strength.



Waste vehicle fenders

JTZ105 | JTZ152 - The Hybrid fenders, a two or three piece fender designed to fit over two or three axles.



Poly fender advantages

Features and Benefits	Poly	Aluminum	Steel	Chrome
Inexpensive	😊	😞	😞	😞
Light (increases payload and MPG)	😊	😞	😞	😞
Non-rusting	😊	😊	😞	😊
Do not crack and split easily	😊	😞	😞	😞
Resists stone damage	😊	😞	😞	😞
No sharp edges when damaged	😊	😞	😞	😞
Protects vehicles from stones, debris	😊	😊	😊	😊
Protects road users from spray	😊	😊	😊	😊
Flexes and absorbs impacts	😊	😞	😞	😞

Fenders	Comparative weight	Jonesco poly weight saving
Jonesco poly	0.85 lbs/t2 - 1.0 lbs/ft2	
0.09 Gauge aluminum	1.30 lbs/ft2	23% to 35%
0.10 Gauge diamond plate aluminum	1.44 lbs/ft2	31% to 41%
0.125 Gauge smooth aluminum	1.80 lbs/ft2	44% to 53%
16 Gauge bright stainless steel	2.52 lbs/ft2	60% to 66%

Tank trailer fitted with 2 x JT105 & JT34 front single curl fenders and 2 x JTP98 rear tandems

0.125 Gauge smooth aluminum	179.6 lbs	SAVING 73.6 lbs / tanker
Jonesco poly	106 lbs	

A tanker fleet with 100 vehicles running fully loaded once every day, would have a “spare” weight capacity of 2,686,15¾ lbs a year- that’s 33 max loaded vehicles / year.

Class 8 truck fitted with 2 x JT66 half tandems

16 Gauge bright stainless	60.8 lbs	SAVING 36 lbs / truck
Jonesco poly	24.5 lbs	

A fleet with 100 trucks running fully loaded once a day every day, would have a “spare” weight capacity of 1,314,000 lbs a year - that’s 16 max loaded vehicles / year.

Jonesco poly fenders increase payload, help prevent engine wear and tear, reduce fuel consumption and don’t dent or rust!

Fenders

HighGard | J-Wing | XGard

A comprehensive range of premium quality fenders in a choice of applications, sizes and finishes.

All Jonesco fenders offer strong durability with high impact resistance and are proven to perform in extreme climates. They are manufactured from fully recyclable, UV resistant poly.

Struggling to find the right size? No problem, head over to jonesco-plastics.com for our new and improved fender filter.



	HighGard	J-Wing	XGard
Single arch	✓		✓
Section	✓		
Flat top		✓	✓
Tandem			✓
Small trailer		✓	✓
Spats		✓	
Patterned textured finish	✓		
Gloss finish		✓	
Matt textured finish			✓
Available with welded rails for use with adjustable fixings*	✓		✓
Silver line for improved visibility	✓		

*Single arch & Section fenders only

HighGard

Single arch

The HighGard range features a unique patterned textured finish that minimises surface scratches. A light silver edge improves visibility. Made from extruded high density polyethylene offering superior performance. Available in [single arch](#) and [sections](#).

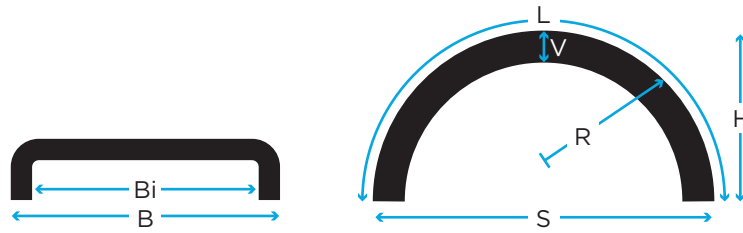


	Bi (in)	B (in)	R (in)	L (in)	S (in)	H (in)	V (in)
HL06C	9 $\frac{3}{4}$	10 $\frac{1}{4}$	18 $\frac{3}{4}$	58 $\frac{3}{4}$	37 $\frac{1}{2}$	18 $\frac{3}{4}$	2
HL09	11	11 $\frac{1}{2}$	16 $\frac{1}{4}$	50 $\frac{1}{2}$	32	16 $\frac{1}{4}$	2
HL12	11	11 $\frac{1}{2}$	21 $\frac{3}{4}$	68	43 $\frac{3}{4}$	21 $\frac{3}{4}$	2 $\frac{1}{2}$
HL19A	15	15 $\frac{1}{2}$	16 $\frac{1}{4}$	50 $\frac{1}{2}$	32 $\frac{1}{4}$	16 $\frac{1}{4}$	2
HL22A	16 $\frac{1}{2}$	17	17 $\frac{1}{4}$	54 $\frac{1}{4}$	34 $\frac{3}{4}$	17 $\frac{1}{4}$	2 $\frac{1}{2}$
HL24C	16 $\frac{1}{2}$	17	25 $\frac{1}{2}$	80 $\frac{1}{4}$	51 $\frac{1}{4}$	25 $\frac{1}{2}$	2 $\frac{1}{2}$
HL26A	16 $\frac{1}{2}$	17	25	74 $\frac{3}{4}$	50	23	2 $\frac{3}{4}$
HL26B	16 $\frac{1}{2}$	17	25	78 $\frac{3}{4}$	50	24 $\frac{3}{4}$	2 $\frac{3}{4}$
HL27	17 $\frac{3}{4}$	18	17	56 $\frac{1}{4}$	33 $\frac{3}{4}$	18 $\frac{1}{2}$	2 $\frac{1}{2}$
HL28	17 $\frac{3}{4}$	18	19	59 $\frac{1}{2}$	37 $\frac{3}{4}$	19	2 $\frac{1}{2}$




HighGard

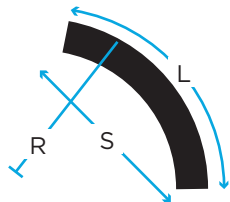
Single arch




	Bi (in)	B (in)	R (in)	L (in)	S (in)	H (in)	V (in)
HL29	17 ³ / ₄	18	20 ³ / ₄	65	41 ¹ / ₄	20 ³ / ₄	2 ¹ / ₂
HL30C	17 ³ / ₄	18	25 ¹ / ₄	80 ³ / ₄	50 ¹ / ₂	26	2 ³ / ₄
HL31	17 ³ / ₄	18	25 ¹ / ₄	76	50 ¹ / ₂	23 ¹ / ₂	2 ³ / ₄
HL31A	17 ³ / ₄	18	23 ¹ / ₄	73	46 ¹ / ₂	23 ¹ / ₄	2 ³ / ₄
HL33	19	19 ¹ / ₂	20	63	40	20	2 ¹ / ₂
HL34	19	19 ¹ / ₂	21 ³ / ₄	67	43 ¹ / ₄	21	2 ¹ / ₂
HL35	19	19 ¹ / ₂	23 ¹ / ₂	72 ¹ / ₂	47 ¹ / ₄	22 ³ / ₄	2 ¹ / ₂
HL38C	20	20 ¹ / ₂	26	80 ³ / ₄	52	25 ¹ / ₂	2 ³ / ₄
HL39	21	21 ¹ / ₄	24 ¹ / ₄	76	48 ¹ / ₂	24	2 ³ / ₄
HL39B	21	21 ¹ / ₄	20	63 ¹ / ₂	40	20 ¹ / ₄	2 ¹ / ₂
HL39C	21	21 ¹ / ₄	17	53 ¹ / ₄	33 ³ / ₄	17	2 ³ / ₄
HL39D	20 ¹ / ₂	21	21 ³ / ₄	66 ¹ / ₂	40 ¹ / ₄	22 ³ / ₄	2 ³ / ₄
HL40	21 ³ / ₄	22	21 ³ / ₄	67	43 ¹ / ₄	21 ¹ / ₄	2 ³ / ₄
HL41	21 ³ / ₄	22	25	76	50	23 ¹ / ₂	2 ³ / ₄
HL42A	23 ¹ / ₂	23 ³ / ₄	20	62 ¹ / ₄	40	19 ³ / ₄	2 ³ / ₄
HL42B	23 ¹ / ₂	23 ³ / ₄	21 ³ / ₄	67	43 ¹ / ₄	21 ¹ / ₄	2 ³ / ₄
HL43A	24	24 ¹ / ₂	25 ¹ / ₄	76	50 ¹ / ₂	23 ¹ / ₂	2 ³ / ₄
HL43B	24	24 ¹ / ₂	21 ³ / ₄	68	43 ¹ / ₄	21 ¹ / ₄	2 ³ / ₄
HL43D	24	24 ¹ / ₂	21 ³ / ₄	70 ¹ / ₂	43 ¹ / ₄	22 ³ / ₄	2 ³ / ₄
HL43G	24	24 ¹ / ₂	25 ¹ / ₂	60	45	17	3
HL45A	25 ¹ / ₂	26	25 ¹ / ₂	82 ¹ / ₄	51 ¹ / ₄	26 ³ / ₄	3
HL45B	25 ¹ / ₂	26	25 ¹ / ₂	74 ³ / ₄	51 ¹ / ₄	22 ³ / ₄	3
HL45D	25 ¹ / ₂	26	25 ¹ / ₂	48	40 ¹ / ₂	10 ³ / ₄	3
HL45E	25 ¹ / ₂	26	25 ¹ / ₂	60	45	15 ³ / ₄	3
HL47	26 ¹ / ₂	26 ³ / ₄	27	82 ¹ / ₄	54	26	3
HL47B	26 ¹ / ₂	26 ³ / ₄	21 ¹ / ₄	67	42 ¹ / ₂	21 ¹ / ₄	2 ¹ / ₂
HL47D	26 ¹ / ₂	26 ³ / ₄	23 ¹ / ₂	65	47 ¹ / ₄	18	3
HL47F	26 ¹ / ₂	26 ³ / ₄	24 ³ / ₄	82 ³ / ₄	49 ¹ / ₂	27 ¹ / ₄	3
HL47G	26 ¹ / ₂	26 ³ / ₄	25 ¹ / ₂	74 ³ / ₄	51 ¹ / ₄	22 ³ / ₄	3
HL47M	26 ¹ / ₂	26 ³ / ₄	28	82 ¹ / ₄	56	25 ¹ / ₄	3
HL48	26 ¹ / ₂	26 ³ / ₄	25 ¹ / ₂	80	51 ¹ / ₄	25 ³ / ₄	2 ³ / ₄



HighGard Sections



	Bi (in)	B (in)	R (in)	H (in)	S (in)
HLS11	9¾	10¼	26	23½	22¾
HLS19	13	13½	25½	28¼	27
HLS21	15	15¼	26½	27½	26½
HLS26	16½	17	27½	45¼	40¼
HLS26A	16½	17	25	27½	26¼
HLS26B	16½	17	25	25½	24½
HLS29	16½	17	26½	27½	26½
HLS30A	17¾	18	27¼	26	25
HLS31	17¾	18	25¼	25½	24½
HLS31B	17¾	18	25¼	39½	35½
HLS31C	17¾	18	25¼	42¼	37½
HLS39B	20¾	21¼	20	25½	24
HLS40	21¼	22	21¼	25½	24¼
HLS40A	20¾	21¼	21¼	33	29
HLS43A	24	24½	25¼	25½	24½
HLS45A	25½	26	25½	25½	24½
HLS47	26½	26¾	27	25½	24¾



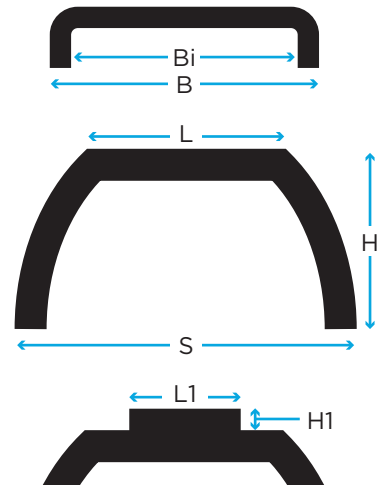
J-Wing

Flat tops

The J-Wing is our original and largest range of rotationally molded fenders, one of the most comprehensive on the market. Featuring a gloss finish and available in a range of colors (minimum order quantities apply). Available in [flat tops](#), [tandems](#), [small trailer and spats](#).

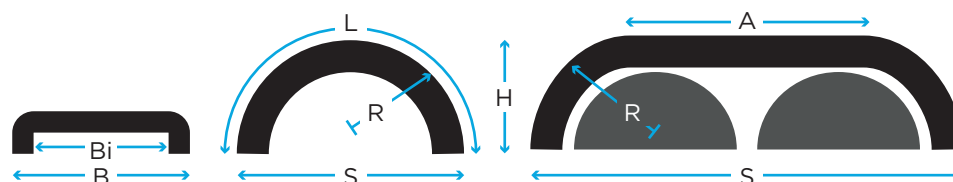


	Bi (in)	B (in)	L / L1 (in)	S (in)	H / H1 (in)
J05F	8	8 $\frac{3}{4}$	19 $\frac{1}{4}$	35	19
J25SF	16 $\frac{1}{4}$	17	26 $\frac{1}{4}$ / 19 $\frac{3}{4}$	34 $\frac{3}{4}$	22 / 4 $\frac{1}{4}$
J27F	17 $\frac{3}{4}$	18 $\frac{1}{2}$	19 $\frac{3}{4}$	34 $\frac{3}{4}$	17 $\frac{3}{4}$
J28F	17 $\frac{3}{4}$	18 $\frac{1}{2}$	19 $\frac{3}{4}$	39 $\frac{1}{2}$	20 $\frac{3}{4}$
J36F	17 $\frac{3}{4}$	18 $\frac{1}{2}$	27 $\frac{1}{2}$	52	28
J41F	21 $\frac{3}{4}$	22 $\frac{1}{2}$	24 $\frac{3}{4}$	44 $\frac{1}{2}$	21 $\frac{3}{4}$
J43F	23 $\frac{3}{4}$	24 $\frac{1}{2}$	27 $\frac{1}{2}$	49 $\frac{1}{4}$	24 $\frac{1}{2}$
J46F	25 $\frac{1}{2}$	26 $\frac{1}{2}$	29 $\frac{1}{2}$	53 $\frac{1}{2}$	28 $\frac{1}{4}$



J-Wing

Small trailer



	Bi (in)	B (in)	R (in)	L (in)	S (in)	H (in)	A (in)
SINGLE ARCH							
J01	7 $\frac{3}{4}$	8	16 $\frac{1}{4}$	54	32 $\frac{3}{4}$	17 $\frac{3}{4}$	-
J01SE	8 $\frac{1}{2}$	8 $\frac{3}{4}$	14 $\frac{3}{4}$	47 $\frac{3}{4}$	29 $\frac{1}{2}$	15 $\frac{1}{4}$	-
TANDEMS							
JT1864	7	7 $\frac{1}{2}$	11 $\frac{1}{2}$	-	48	9 $\frac{3}{4}$	25
JT1878	7	7 $\frac{1}{2}$	14	-	59	17 $\frac{3}{4}$	31
JT2082	8	8 $\frac{1}{2}$	14	-	60 $\frac{1}{2}$	17 $\frac{3}{4}$	32 $\frac{1}{2}$
JT2086	8	8 $\frac{1}{4}$	17 $\frac{1}{2}$	-	69	21	34



J-Wing

Spats

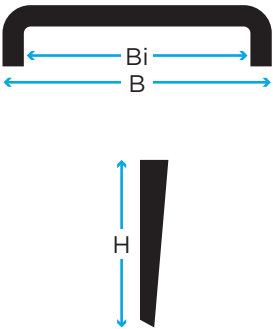


L



SP

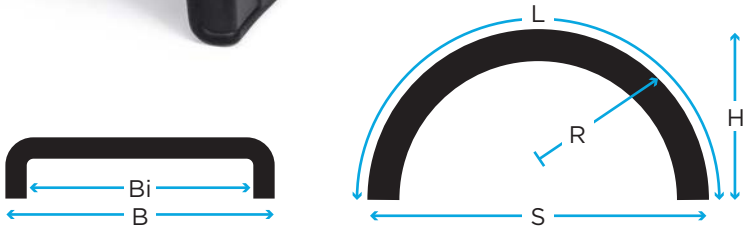
	Bi (in)	B (in)	H (in)
SP450	17¼	17¾	16¼
SP650	25¼	25½	23¾
L28	10½	11	15
L43	16¾	17¼	16½
L46	17½	18	23¾
L54	20¾	21¼	19¾
L61	24½	25¼	19¾
L66	25½	26	23¾



XGard

Single arch

The XGard range features a matt textured finish and ribbed design for added strength. Available in [single arch](#), [flat tops](#), [tandems](#) and [small trailer](#).

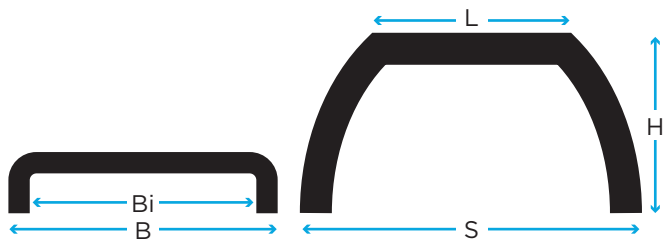


	Bi (in)	B (in)	R (in)	L (in)	S (in)	H (in)
JX24	16	16½	25¾	84¾	52	27½
JX26	16¼	16¾	24½	74¾	49½	23½
JX33	19	19¾	20	65	40¼	22
JX39	19	20	25	75¼	50½	24½
JX43A	24¼	24¾	25¼	76	50¼	23¾
JX43N	24½	25	23½	75	47	24
JX45	25¾	26½	25½	78¾	51½	24¾



XGard

Flat tops

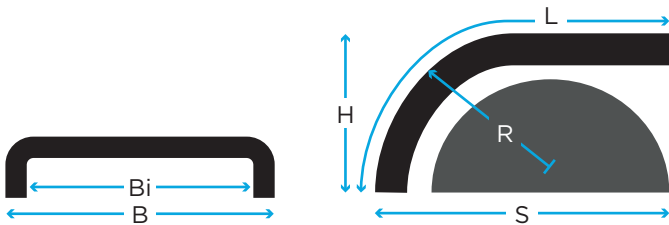


	B_i (in)	B (in)	L (in)	S (in)	H (in)
JX06F	10 $\frac{1}{4}$	10 $\frac{3}{4}$	15 $\frac{3}{4}$	35 $\frac{1}{4}$	19
JX37F	19 $\frac{3}{4}$	20 $\frac{1}{4}$	15 $\frac{3}{4}$	39 $\frac{1}{2}$	21 $\frac{3}{4}$



XGard

Half tandem

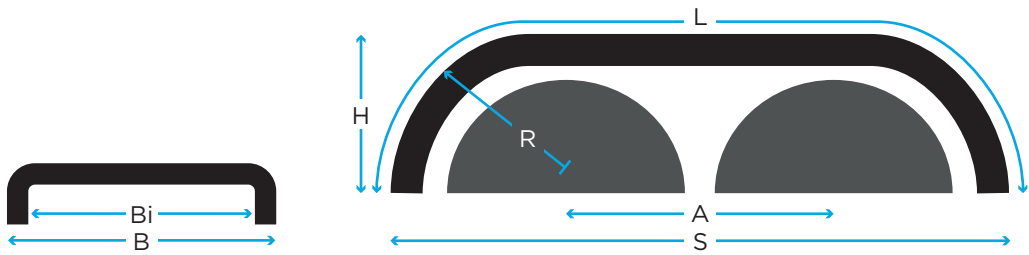


	Bi (in)	B (in)	R (in)	L (in)	S (in)	H (in)
JT66	25½	26½	25	38½	52¼	25½



XGard

One-piece poly tandem

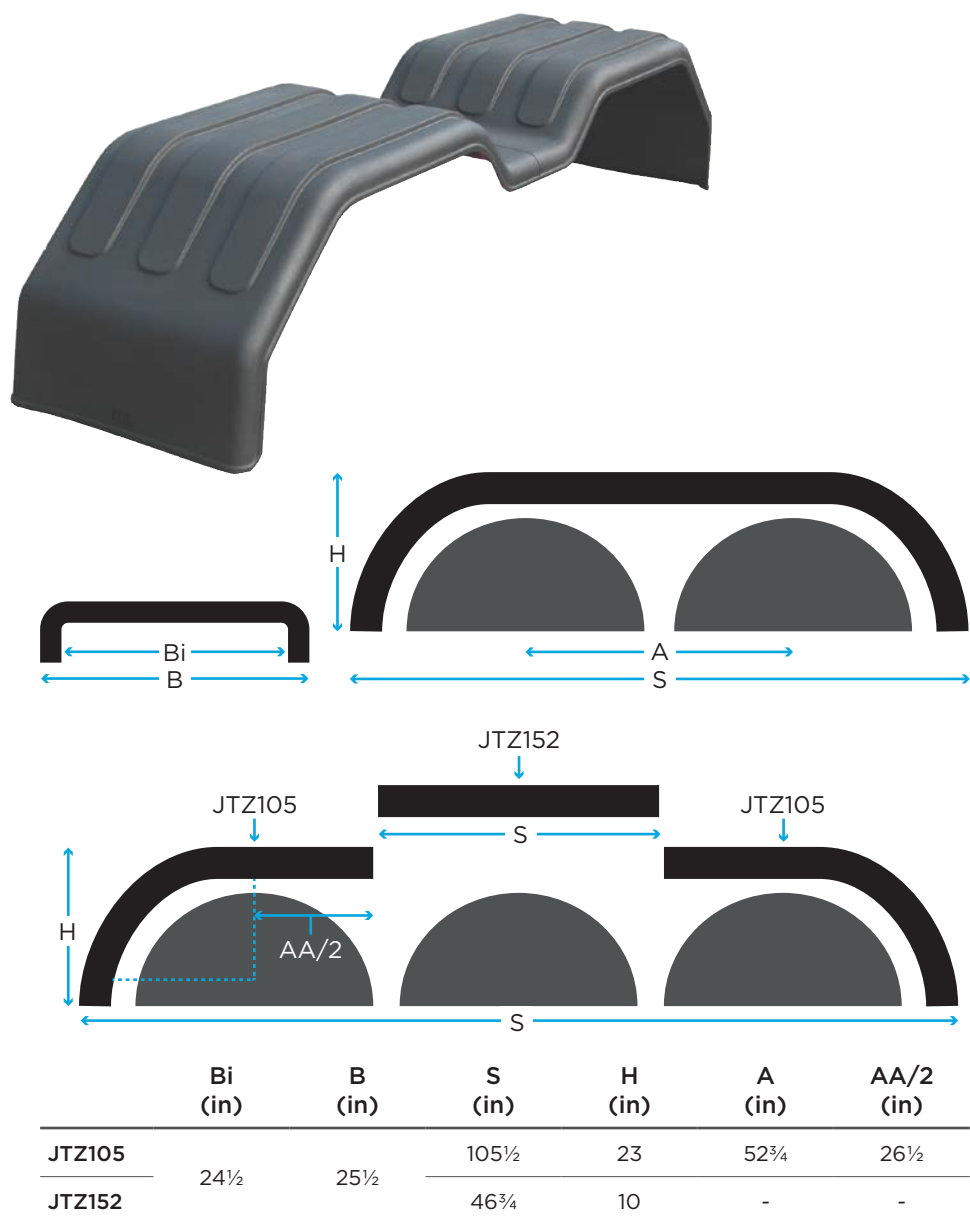


	Bi (in)	B (in)	R (in)	L (in)	S (in)	H (in)	A (in)
JHT650N	25½	26½	25	133¼	105	24½	55
JT98	25½	26½	25	110¼	98	16¼	51¼
JT480N	19	20	37¼	129¼	104	24½	53½



XGard

Hybrid fenders



XGard

Tanker fenders

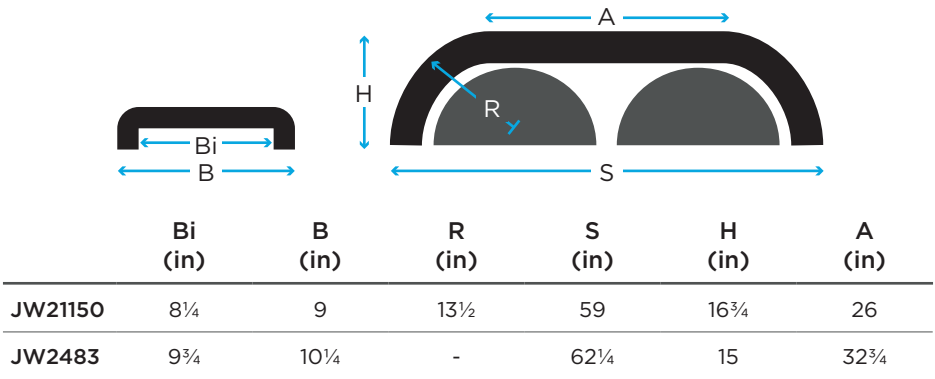


	Bi (in)	B (in)	L (in)	S (in)	H (in)
JT24	25½	26½	24	-	16
JT34	25½	26½	34	-	16
JT105	25½	26½	111	105	16
JT98	25½	26½	4¼	98	16



XGard

Small trailer



Bracketry

Metal | Plastic

A range of fixings for securing your Jonesco fenders to commercial vehicles. Available in metal or plastic and fixed or adjustable to suit all applications.



	Metal	Plastic
Support tubes	✓	
Adjustable fixing		✓
Top clamp		✓
Zinc plated	✓	
Corrosion resistant	✓	✓

Metal

Support tubes

Metal stays for securing your Jonesco mudguards. Available in a triangular 3-hole fixing (A) or single central hexagonal bolt fixing (B). All our stays are zinc plated, corrosion resistant to 500 hours and come with a plastic end cap.

Hexagonal bolt fixing - Grade 8.8 complete with Nyloc nut, backing and welded support washers with a textured dome finish for extra grip and a true fitting.



	Ø (in)	L (in)	A	B	CH (in)
JS1	1¼	25½	✓	-	-
JS1/580	1¼	23	✓	-	-
JS16	1¾	25½	✓	-	-
JS16C	1¾	26¾	✓	-	4
JS16CL	1¾	31½	✓	-	4
JS16L	1¾	29	✓	-	-
JS4C	1¼	33½	-	✓	4
JS4CM	1¼	29½	-	✓	4
JS43D	1¾	23¾	-	✓	-
JS43DL	1¾	28¾	-	✓	-
JS43E	1¾	31½	-	✓	4



Plastic

Adjustable and Top clamp

Adjustable plastic fixing suitable for all Jonesco fenders factory fitted with integral plastic rails - radius > 20", adjustable length 6¼". Supplied ready assembled, easy to fit and secure. Lightweight and proven in extreme climates.

Top Clamp and backing plate with a support tube adapter. Strong, light, resistant to most chemicals and with corrosion resistant fasteners. Ready assembled for fitment. Suitable for most fenders with a radius > 22".



Support tube Ø (in)	
ADJUSTABLE	
KITZPA34	1¼
KITZPA42	1¾
KITZPA48	2
TOP CLAMP	
KITXPF34	1¼
KITXPF38	1½
KITXPF40	1½
KITXPF42	1¾
KITXPF48	2
KITXPF50	2



Mudflaps

Anti-spray

Spray suppression made easy with a range of anti-spray mudflaps.



	Anti-spray
Light	✓
Durable	✓
Improve visibility for other road users	✓
EC homologation and spray directive compliant	✓
Logo service	✓


Anti-spray

Mudflaps, Side valances and Accessories

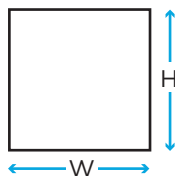
Anti-spray mudflaps and side valances designed to be fitted to Jonesco fenders to provide additional spray protection and to improve visibility for other road users.


Lightweight and durable. Option to customise with your logo (minimum order quantities apply). EC type approval number:

e6*2021/535/VIII*2021/535*00001*00.



	H (in)	W (in)		H (in)	W (in)		H (in)	W (in)
MUDFLAPS			SIDE VALANCES			ANTI-SAIL BARS		
JF3856	22	15	JV122150	6	48	EX3748SB	19	14½
JF4056	22	15¾	JV122200	8	48	EX3768SB	26¾	14½
JF4070	27½	15¾	JV122300	11¾	48	EX3778SB	30¾	14½
JF4656	22	18	JV250390	15½	98½	EX3787SB	34¼	14½
JF4675	29½	18				EX4368SB	26¾	17
JF5565	25½	21¾				EX4378SB	30¾	17
JF61101	39¾	24						
JF61106	41¾	24						
JF61122	48	24						
JF6156	22	24						
JF6161	24	24						
JF6175	29½	24						
JF6556	22	25½						
JF6560	23½	25½						
JF66122	48	26						
JF6665	25½	26						
JF7456	22	28						





Onboard storage

Toolboxes | Storage box

Get on-board with a range of storage solutions designed specifically with commercial vehicle fitment in mind.

From strong, lightweight toolboxes, to small boxes ideal for control instruments and bulk powder sieves, there is a storage solution for all requirements.



	Toolboxes	Storage box
Excellent water ingress protection	✓	✓
Lockable with key operated locks	✓	✓
Latchlock for padlocks*		✓
Concealed handles prevent accidental opening	✓	
180° lid opening	✓	✓
Hinged opening	✓	✓
Can be incorporated into the side guard (Regulation No. 73 (UN/ECE))	✓	
UTAC approved - E2 73 R - 0112385	✓	
Full color logo service available	✓	

*Padlock not included

Toolboxes

Onboard storage

Our market leading range of strong, durable and striking toolboxes.

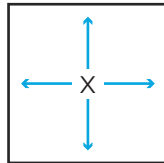
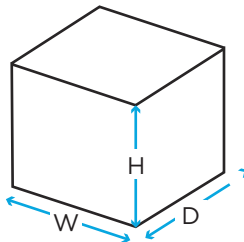
Featuring a recessed lid and automotive grade rubber seals to minimise water ingress. Ergonomic flip handles for quick and easy access and secured with key operated locks.



Toolboxes

Onboard storage and Logos

Sharper, smarter and in full color. Add some style with our next generation UV logo printing service.



	H (in)	W (in)	D (in)	X (in)	Weight (lbs)	Max. load (lbs)	Capacity (gal)	Fixing kit
JBZ450	13½	17¾	15¾	9½ x 14¼	10	110	11	Integrated
JBZ520	12½	20½	14¼	8½ x 17	12	110	12	
JBZ580	14¼	23	17¾	10¼ x 19¼	12	110	17	
JBZ600	17¾	23¾	19	13¾ x 20	14½	128	26	
JBZ620	12½	24½	24	8¾ x 21	15½	165	23	TBK620
JBZ620A			15¾		11	110	14	Integrated
JBZ650	18	25½	19	14¼ x 22	16½	165	28	TBK650
JBZ700	19	27½	19½	15 x 24	17½	165	35	TBK700
JBZ800	18	31½	19	14¼ x 27¾	20	165	36	TBK800
JBZ800A			14¼		19	165	24	Integrated
JBZ900	19	35½	19½	15 x 32	24	165	46	TBK900
JBZ1000	18	39½	19	14¼ x 35½	27½	165	44	TBK1000
JBZ1200	18	47	19	14¼ x 43	31	165	53	TBK1200

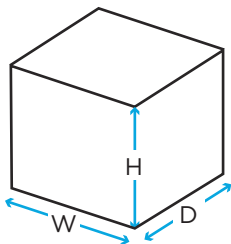


Storage box

Onboard storage

Storage designed for commercial vehicle applications. Ideal for general storage or storing control instruments.

Strong, durable and available with key lock access.



	H (in)	W (in)	D (in)	Weight (lbs)	Lockable
JBC40	10 ³ / ₄	15 ³ / ₄	13	9	✓
JBC40T					Latchlock



Onboard containment

AwayWash

Good for business, better for the planet.

AwayWash is a concrete washout solution for concrete mixer vehicles. A lightweight, poly system carried on the vehicle and used at the point of concrete delivery, providing a solution to the reduction of on-site washout facilities for concrete delivery companies and drivers.



	Away Wash
Removes harmful washout water from sites	✓
Avoids washout water spillage on the roads	✓
Separates water from aggregates for easy recycling	✓
Easy to use and clean	✓
No mechanical parts	✓
Hose and sieve included	✓
12 gallon capacity	✓
14½ gallon capacity	✓

AwayWash

Onboard containment

Available in two sizes to suit many concrete mixer configurations.

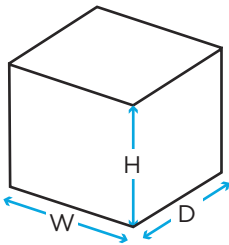
The unique design of AwayWash collects the washout water from the chute and separates the coarse material from the water. The alkaline washout water is taken away for recycling or to an appropriate disposal point and the retained aggregate can be reused or recycled.



14½ gallons




12 gallons



	Color	H (in)	W (in)	D (in)	Weight (lbs)	Capacity (gal)
CCRT-TS-YE	Yellow	20¾	73¼	30	47½	14½
CCRT2-TS-YE	Yellow	19¾	24	22	24½	12





Document holders

Cylindrical | Square

A range of document holders ideal for external fitment to commercial vehicles and other industrial applications, such as containers, forklift trucks and agricultural equipment.

Easy to fit and suitable for both indoor and outdoor use. Lightweight, fully recyclable, and available in various colors (minimum order quantities may apply).



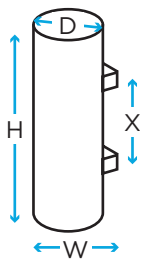
	Cylindrical	Square
Hinged lid		✓
Suitable for various document sizes	✓	✓
Suitable for US letter folders		✓
Rubber seal prevents water ingress	✓	
Screw lid connected with small chain	✓	
Tight fit snap-on lid		✓
Lockable with padlock*		✓

*Padlock not included

Cylindrical


Document holders

Safely store your US letter and other documents. This document holder is fitted with a rubber seal between the lid and body, helping protect from water ingress, with a small chain connecting the lid to the body.



To select a color, replace 'XX' with one of the following:

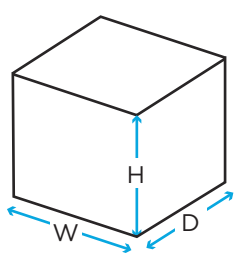
	Color	H (in)	W (in)	D (in)	X (in)	Weight (lbs)
1005	●	13½	6	5	7	1
1005-COXX	● ●					



Square

Document holders

The square document holder has a lid that opens 180° making it the ideal solution for storing US letter, A4 folders and A4 size paperwork. Easy to install, suitable for indoor and outdoor use and can be padlocked (padlock not included).



	Color	H (in)	W (in)	D (in)	Weight (lbs)
1006	●	13¼	14	4	2
1006-CORE	●				




Wheel chock

A large wheel chock suitable for wheels over 36¼" in diameter.

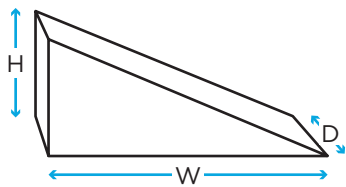


	Wheel chock
For wheels over 36¼" in diameter	✓
DIN 76051 certified	✓
TÜV Germany certified	✓
Tested to -40°F	✓
Wheel chock holders	✓



Wheel chock

Strong, durable, anti-slip and highly visible wheel chocks. Certified by TÜV Germany in accordance with the ADR - International Carriage of Dangerous Goods by Road rules. Made from UV stabilized HDPE.



	H (in)	W (in)	D (in)	Weight (lbs)	Compatible with
WHEEL CHOCK					
1023	9¾	19½	8	5½	1023.1
HOLDER					
1023.1	8¾	-	-	2	1023



Fire and Safety

[Front loading](#) | [Top loading](#) | [Military](#) | [Safety](#) | [Accessories](#)

A comprehensive range of storage solutions for fire extinguishers and other safety equipment.

Highly visible, easily accessible with a range of access and loading options.



	Front loading	Top loading	Military
Options for 10-30 lbs extinguishers	✓	✓	✓
Left or right hinged mounting	✓		✓
Single and double cabinets available	✓		
Polycarbonate windows*	✓		✓
Rubber door / lid seal prevents water ingress**	✓	✓	✓
UTAC approved - E2 73 R - 0117228*** / E2 73 R - 0117229****	✓	✓	
Buckle web strap	✓		
Internal tension strap		✓	
NATO approved			✓

*Excludes 65 & 68 series

**Excludes 65, 68, 75 & JEB series

***70 serie

****65 series

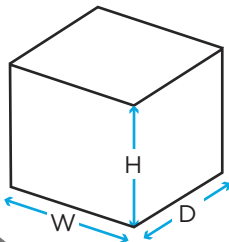
Front loading




Fire extinguisher boxes


A range of single and double front loading fire extinguisher boxes designed for quick access in emergency situations with options for 10-30 lbs extinguishers.

Fitted with automotive grade rubber seals and UV blocking molded-in polycarbonate windows. Left or right hinged mountings, buckle web straps and plastic toggle access as standard.

The 68 series does not feature a hinged lid with windows, but instead has a lid that unlatches and lifts off completely.



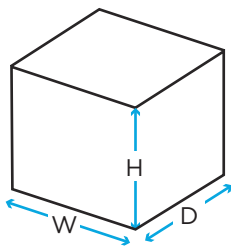
	Color	Series	H x W x D (in)	Extinguisher (lbs)	Fixing kit
JBTX68		68	26¾ x 10¼ x 11	10-20	-
JBWX70		70	27½ x 12½ x 10	10-20	KIT80
JBDX72		72	28¼ x 23 x 10¾	20-30	-
JBDX73		73	28¾ x 17¼ x 11½	20-30	-
JBXX83		83	32¾ x 13 x 10½	20	KIT80




Front loading

Fire extinguisher boxes

A single front loading fire extinguisher box made from polypropylene, suitable for 10-20 lbs extinguishers. Left or right hinged mountings, buckle web strap and plastic clasp access as standard. Should be used in temperatures above freezing.



	Color	Series	H x W x D (in)	Extinguisher (lbs)	Fixing kit
JEBE6		JEB	25½ x 12½ x 10	10-20	-

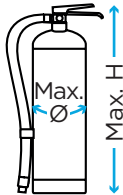
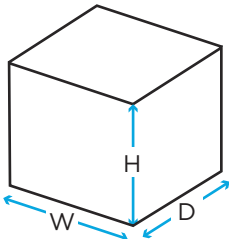


Top loading

Fire extinguisher boxes

A range of top loading fire extinguisher boxes designed for quick access in emergency situations with options for 10-30 lbs extinguishers.

Double skinned lid with waterproof seal and plastic toggle access as standard. Internal tension strap helps prevent movement.



To select a color, replace ‘X’ with one of the following:

B: ● R: ●

	Color	Series	H x W x D (in)	Extinguisher (lbs)	Max. Ø (in)	Max. H (in)	Fixing kit
JBFX64	● ●	64	25¼ x 9¾ x 10½	10-20	6¾	23¾	KIT65
JBFX65	● ●	65	25½ x 10¾ x 11¾	10-20	7	23¾	KIT55 / KIT56
JBFX75	● ●	75	29½ x 12¼ x 12½	20-30	9	28	KIT55 / KIT56

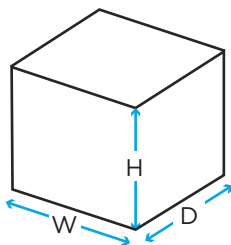


Military

Fire extinguisher boxes

Strong, durable boxes available in NATO green for military use, supplied with fixing brackets already attached.

Independently drop and vibration tested (-31°F).



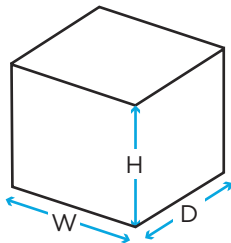
	Color	Series	H x W x D (in)	Extinguisher (lbs)	NATO. No	Fixing kit
JBFM65K	●	65	25½ x 10¼ x 11¾	10-20	6MT1/2540-99-891-7436	KIT56
JBWM70KZ	●	70	27½ x 12½ x 10	10-20	6MT1/2540-99-0751-9118	KIT55



Safety

Spill kit and ADR boxes

A range of top loading safety boxes ideal for first aid and spill kit storage.



	Color	Series	H x W x D (in)	Capacity (gal)
JBFA65	●	65	25½ x 10¼ x 11¼	-
JBEA66*	●	66	26 x 11¼ x 17¼	16
JBFA75	●	75	29½ x 11¼ x 12½	-

*Also available with anti-static strip - [JBEA66T](#)



Accessories

Fire and Safety



KIT50 - Rubber strap.



KIT51 - Buckle web strap.



KIT-TOGGLE - Spare plastic toggle kit containing 2 plastic toggles, 4 hinge pins and 2 lynch pins.



KIT55 - Kit for mounting 65 and 75 series boxes at an angle of 30° or 60°.



KIT56 - Kit for mounting 65 and 75 series boxes in a horizontal or vertical position. Also suitable for some front loading boxes.



KIT65 - Kit for mounting 64 series at an angle of 30° or 60°.



KIT80 - Kit for mounting 70 and 83 series boxes to a landing leg. Suitable for 4 1/4" / 5 1/4" wide landing legs.

LABELS - 10 per kit.



KIT-LAB-FIRE



KIT-LAB-ADR



KIT-LAB-FIRSTAID



KIT-LAB-SPILLKIT

Appendix

Mounting | Storage | Palletization



Mounting instructions

Appendix

IMPORTANT

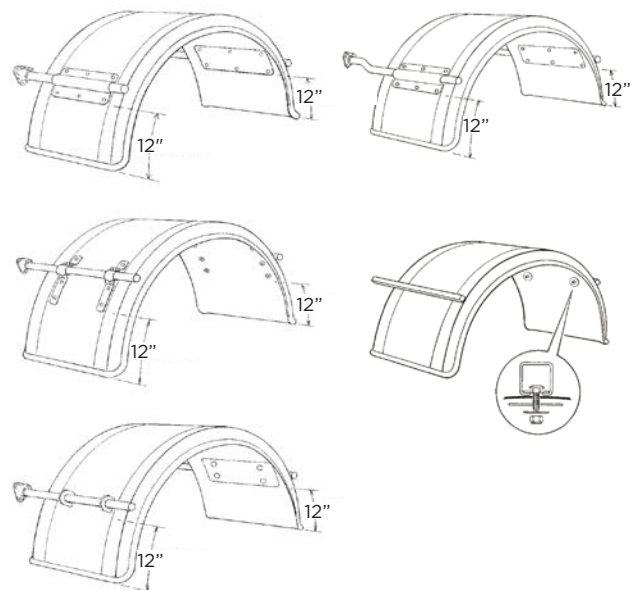
All fitment of our product must comply with any legislation in force in the country relevant to your circumstances. As there are many ways of fitting fenders in a satisfactory manner, we offer commonly used methods and recommendations gained from experience of fender manufacture. Please accept these as helpful hints when deciding on the quickest and best method of fitment to ensure the long life of the product.

Single arch fenders

These can be fitted using a variety of methods, but the function of the fixings is to support the fender and spread the weight it carries. Fenders are exposed to the force of the wind whilst travelling at speed and the weight of heavy flaps which may be full of mud or snow. Therefore, correct support from the fixing method will make the fender last much longer and appear pleasing to the eye.



Support tube positioning is very important, if fitted too high they give little support and support tubes fitted at an incorrect distance apart or at any angle other than 90° to the chassis can cause the fender valance to buckle. It is possible to extend the span of a fender a little by 'pulling out' the product on the support tube but trying to reduce the span rarely works.



Mounting instructions

Appendix

Flat tops

The flat top allows for fitment directly to the floor of the body of the vehicle thus saving cost and weight. We recommend fitment to each corner of the fenders with a 2½" washer. Of course, support tubes can also be used as illustrated in the single arch fenders.

Sections

Primarily used in countries without a spray suppression law. The most commonly found problem here is the rotation of the fender on the single support tube to which it is fitted. A tight grip on the support tube combined with good support along the length of the fender is important.

Tandems

The one-piece tandem should be fitted with at least three supports. The picture shows four supports which will prevent distortion and make the fender look good for a long time.



Mounting instructions

Appendix

Multiple axles

On close coupled axles (less than 10" apart) there is no need to fit an integral spat between each axle, providing a spray suppressive valance is fitted. If this is not the case a spat is required between each axle, although this does not have to include a spray suppressive liner material. On vehicles with axles greater than 10" apart then each axle must be fitted with an integral Spat. Generally, the flap should be 8" or less from the ground. 12" on last axle if $R_v \leq R$ or appropriate with suspension characteristics.

Toolboxes

Toolboxes are best fixed using our support bracketry which ensures that even heavy loads do not cause damage to the box.



Storage

Appendix

How to store and stack fenders

Fenders are flexible plastic components that until fitted to a vehicle, require correct handling and storage technique to prevent distortion or damage.

1. Stack loosely on their side (A).
2. Do not push tightly together.
3. If stacking multiple layers use hardboard between the layers (A).
4. Do not stack on top of each other (B).
5. Battens should be used on HighGard pallets when shrink wrap is used to protect the fenders (C).
6. Transhipment through carrier hubs should be kept to a minimum.
7. Store indoors or under cover in 'hot' countries as temperatures of 158°F - 194°F have been measured on black fenders increasing the risk of stacking distortion.
8. Never drag fenders along the ground (a common practice) as scratches will result that may not be appreciated by the customer (D).
9. If you have any problems, please always follow our Quality Control procedure and quote the information found on the product.
10. Most distorted fender complaints, when investigated, are caused by the above features, stays not perpendicular to the chassis and by poor or incorrect fitment technique. Please follow the advice section on fenders fitment.



Palletization

Appendix

HighGard – Single arch

Product	Pallet size H x W x D (in)	Pallet quantity
HL06C / HL09	78¼ x 82¾ x 51¼	100 pairs
HL12 / HL19A / HL22A / HL26A / HL26B	77¼ x 82¾ x 51¼	80 pairs
HL28 / HL30C / HL31 / HL31A	82¼ x 82¾ x 51¼	80 pairs
HL24C / HL27 / HL29 / HL33 / HL34 / HL35	86½ x 82¾ x 51¼	60 pairs
HL38C	71 x 82¾ x 51¼	60 pairs
HL39 / HL39B	73¼ x 82¾ x 51¼	60 pairs
HL40 / HL41	75¾ x 82¾ x 51¼	60 pairs
HL42A / HL42B	81¼ x 82¾ x 51¼	60 pairs
HL43A / HL43B / HL43D / HL43G	83 x 82¾ x 51¼	60 pairs
HL45A / HL45B / HL45D / HL45E	88 x 82¾ x 51¼	60 pairs
HL47 / HL47B / HL47D / HL47F / HL47G / HL47M / HL48	90½ x 82¾ x 51¼	40 pairs

HighGard - Sections

Product	Pallet size H x W x D (in)	Pallet quantity
HLS19 / HLS21 / HLS23	76 x 51¼ x 43¼	45 pairs
HLS26 / HLS29 / HLS30A		40 pairs
HLS26A / HLS26B / HLS31 / HLS31B / HLS40 / HLS43A / HLS45A / HLS47		50 pairs

Palletization

Appendix

J-Wing – Flat tops

Product	Pallet size H x W x D (in)	Pallet quantity
J05F	77¼ x 82¾ x 51¼	100 pairs
J25SF / J27F / J28F		60 pairs
J36F / J41F		30 pairs
J43F / J46F		24 pairs

J-Wing – Small trailer

Product	Pallet size W x D (in)	Pallet quantity
J01	82¾ x 51¼	100 pairs
J01SE		120 pairs
JT1864	63 x 31½	60 pairs
JT2082		30 pairs
JT2086	82¾ x 51¼	60 pairs

J-Wing – Spats

Product	Pallet size H x W x D (in)	Pallet quantity
SP450	73¼ x 82¾ x 51¼	24 boxes (5 pairs per box)
SP650		14 boxes (5 pairs per box)
L28		18 boxes (10 pairs per box)
L43 / L54 / L61 / L66		16 boxes (5 pairs per box)
L46		16 boxes (6 pairs per box)

Information provided for guidance only. Actual quantities may vary depending on the type of transport and the products ordered.

Palletization

Appendix

XGard – Single arch

Product	Pallet size W x D (in)	Pallet quantity
JX24 / JX26 / JX33	82¾ x 43¼	60 pairs
JX43A / JX45		30 pairs

XGard – Flat tops

Product	Pallet size H x W x D (in)	Pallet quantity
JX06F	76 x 82¾ x 39½	90 pairs
JX37F		45 pairs

XGard – Tandems

Product	Pallet size W x D (in)	Pallet quantity
JHT650N	108 x 26	15 pairs
JTZ105	82¾ x 51¼	30 pairs

XGard – Small trailer

Product	Pallet size W x D (in)	Pallet quantity
JW21150 / JW2483	63 x 31½	24 pairs

Palletization

Appendix

Onboard storage

Product	Pallet size H x W x D (in)	Pallet quantity
JBZ450 / JBZ620A	69½ x 51¼ x 43¼	32
JBZ520	57 x 51¼ x 43¼	32
JBZ580	77¼ x 51¼ x 46½	24
JBZ600	82¾ x 51¼ x 43¼	16
JBZ620	70¾ x 51¼ x 48	20
JBZ650	69½ x 51¼ x 43¼	16
JBZ700	82 x 52 x 43¼	14
JBZ800	82¼ x 51¼ x 43¼	12
JBZ800A	82 x 51¼ x 43¼	15
JBZ900	77½ x 51¼ x 43¼	6
JBZ1000 / JBZ1200	64½ x 51¼ x 43¼	8
JBC40	71¾ x 51¼ x 43¼	60

Onboard containment

Product	Pallet size H x W x D (in)	Pallet quantity
CCRT-TS-YE	78¾ x 47¼ x 31½	3
CCRT2-TS-YE	78¼ x 47¼ x 31½	10

Information provided for guidance only. Actual quantities may vary depending on the type of transport and the products ordered.

Palletization

Appendix

Document holders

Product	Pallet size H x W x D (in)	Pallet quantity
1005	80 x 55½ x 43¼	384
1006	84 x 52¾ x 43¼	135

Fire and Safety

Product	Pallet size H x W x D (in)	Pallet quantity
68 series	74½ x 54 x 43¼	56
70 series	80 x 55½ x 43¼	48
72 series	86½ x 51¼ x 45¼	23
73 series	74½ x 52¼ x 43¼	24
83 series	82¼ x 52¼ x 43¼	38
64 / 65 series	78¼ x 54 x 43¼	56
66 series	76 x 52 x 43¼	24
75 series	81 x 51¼ x 43¼	34
JFE series	81½ x 47¼ x 53¼	225

Smarter. Not harder.

+44 (0) 1772 706888

jonesco-plastics.com/us

sales@jonesco-plastics.com







+44 (0) 1772 706888

jonesco-plastics.com/us

sales@jonesco-plastics.com

